



## Resolving IIS 7 and 7.5 HTTP 405 - HTTP verb used to access this page is not allowed errors


### Problem

When right-clicking on an item in the tree and selecting delete, instead of the item being deleted, you get an error message:

"HTTP 405 - HTTP verb used to access this page is not allowed"

A screenshot of an error message dialog box. At the top, it says "LogonAnonymous User". Below that, there are three sections: "Most likely causes:", "Things you can try:", and "Links and More Information". The "Most likely causes" section lists three reasons: 1) The request used an HTTP verb not allowed by the module. 2) A request with an invalid HTTP verb. 3) A request for static content with an HTTP verb other than GET or HEAD. The "Things you can try" section suggests verifying the list of verbs enabled for the module handler, checking the IIS log file, and creating a tracing rule. The "Links and More Information" section states that the error means the request used an HTTP verb not allowed by the module handler and provides a link to "View more information &gt;". An "OK" button is at the bottom left.

## Affects

- All versions of Enterprise Tester
  - IIS 7 / 7.5 (Windows Server 2008, 2008 r2, Windows Vista and Windows 7).
- 

## Resolutions

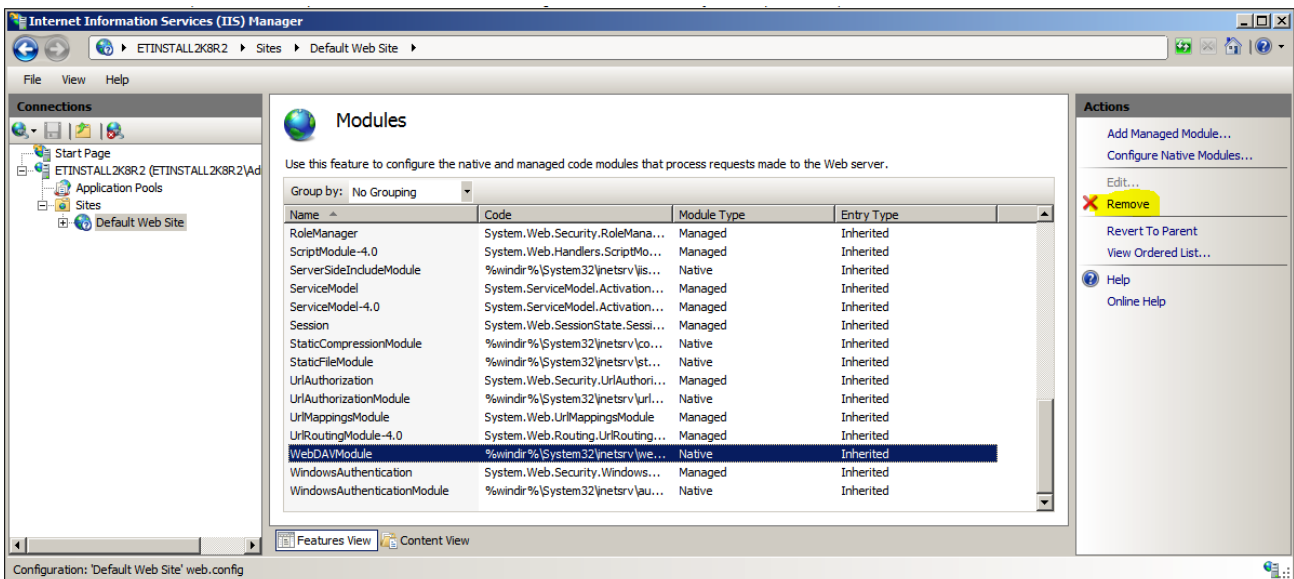
### Resolution #1 - Disable WEBDAV module

This problem can occur if the user has installed the IIS feature with all options ticked, including the "WebDAV Publishing" option - you can confirm this via Control Panel -> Programs And Features -> Turn Windows features on or off.

If you see Web Server (Internet Information Services) -> Common HTTP features -> WebDAV Publishing enabled, this is the likely cause.

To fix it either:

- Remove the WebDAV Publishing feature (via add/remove programs and features - easiest option)
- Or, go to Internet Information Services (IIS) Manager, click on the Website where ET exists, click "Modules", then select the "WebDAV Publishing" module, and on the right-hand side click the "Remove" action, to remove the module (this is the better option if the server is "shared" and being used to host more than just Enterprise Tester).

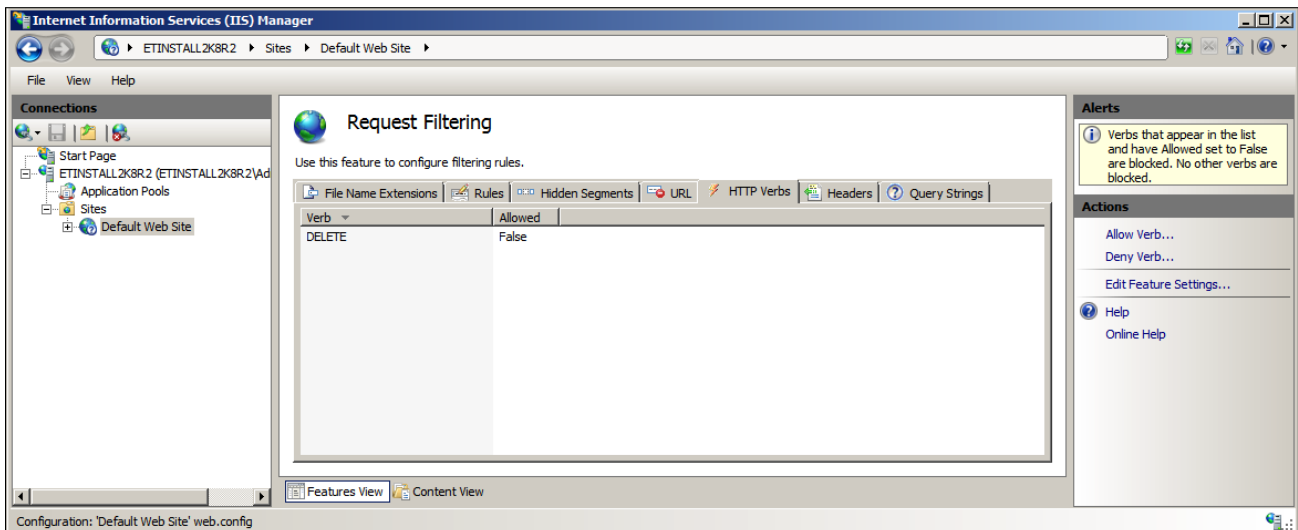




## Resolution #2 - Allow the "DELETE" verb

In some cases (normally only Windows Vista or Windows Server 2008) the DELETE verb may not be allowed, you can enable it by loading the Internet Information Services (IIS) Manager, clicking on the site where Enterprise Tester exists (normally "Default Web Site"), then clicking on "Request Filtering".

On the Request Filtering page, switch to the "HTTP Verbs" tab - if you see that "DELETE" has "Allowed" set to False, this is the cause. Remove this entry or changing it to explicitly be allowed will fix the issue.



If the list is empty, sometimes added "DELETE" verb (all capitals) to the Allowed Verb list will fix the issue too.